




National Center on
Improving Literacy

 Early
 Reader
 Comic

the ANDRE CHRONICLES



The Giveaway Blast Off

Dear Caregivers,

As part of our commitment to fostering a love of reading and learning, here are some tips on how you can support your child's oral language skills while reading together at home. In this book, Andre and his family use their imagination to turn chores into a fun sorting game.

Why Sorting is Important

Identifying categories and sorting helps children learn how to group things by common features--color, shape, or type. This builds important skills such as organization, problem-solving, attention, and vocabulary, which they will use in school and everyday life.

Tips for Reading Together

Reading together can help you connect with your child and support their learning. Here are a few tips:

Ask Questions: Pause and ask what your child thinks will happen next or how Andre might be feeling.

Talk About the Pictures: Encourage your child to describe what they see in the illustrations.

Use Fun Voices: Make the story come alive by using playful voices for different characters.

Connect the Story to Real Life: Ask if your child has ever helped sort or clean and how it made them feel.

Let Your Child Take the Lead: Invite your child to turn the pages, point to words or pictures, or even help read along if they can.

Practicing at Home

Here are some easy ways you can help your child learn from the story:

Talk About the Categories: Ask your child what things Andre sorted and how he knew they belonged together.

Sort Together: Let your child sort toys, clothes, or kitchen items at home. Talk about what makes them the same or different.

Use Simple Words: Help your child use descriptive words like “soft,” “round,” or “for playing music” when talking about how they sorted things.

Explore FCRR Activities: FCRR has several activities that can be printed and done at home to work on sorting skills, such as Category Blast Off, Cube Word Sort, and Transportation Key Sort. You can find these by scanning the QR code on this page.

For at home activities
SCAN HERE



or visit
fcrr.org/student-center-activities

By incorporating these strategies into your reading routine, you will help your child build strong sorting skills. Thank you for being such a wonderful and supportive part of your child's learning journey. We hope this book brings you many joyful moments together and helps your child develop a lifelong love of reading.

Hey everybody! My name is Andre!


You might know my sister Kayla...

GREAT!
SOUND OUT
EACH PART AND
PUT THEM
TOGETHER.


"...FIRE AND
REA-CHES OUT
WITH ITS..."


...CL-

ANS"



...but this is
my story!








There you are!

Please come out to the living room.

Yes ma'am.

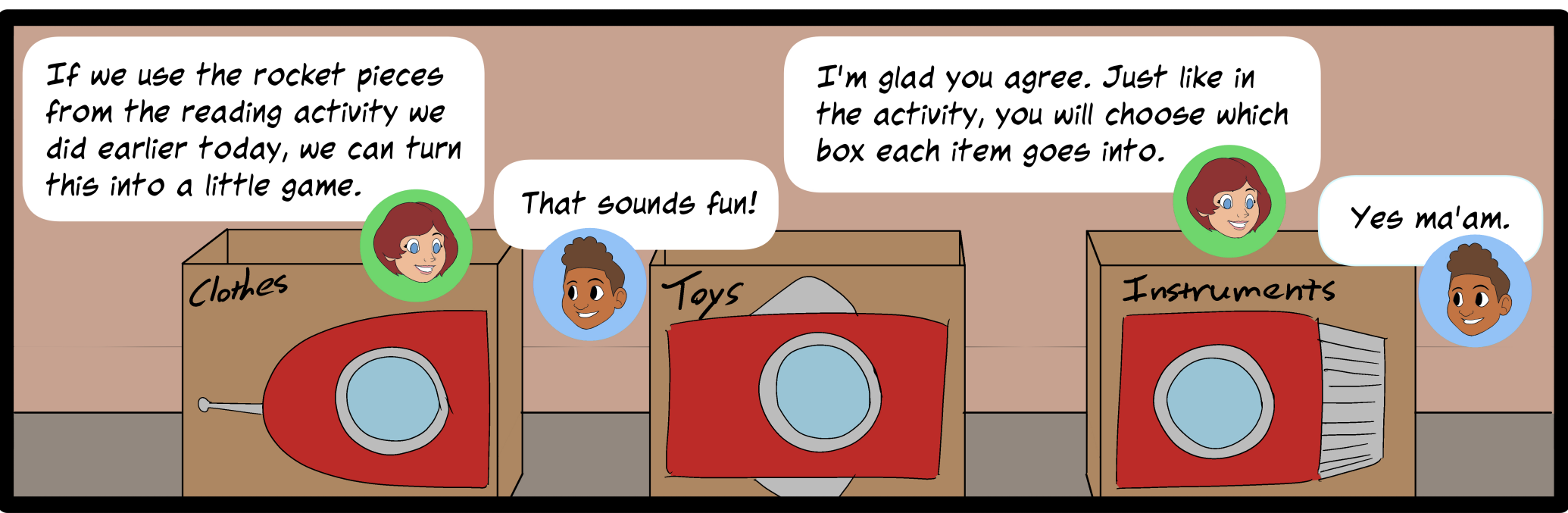


I need you all to help gather things for the Children's Home.

Any toys like this, or old instruments like this one, go in one of the labeled boxes.

What sort of things?

In the box, arrgghh!





If we use the rocket pieces from the reading activity we did earlier today, we can turn this into a little game.

I'm glad you agree. Just like in the activity, you will choose which box each item goes into.

That sounds fun!

Yes ma'am.




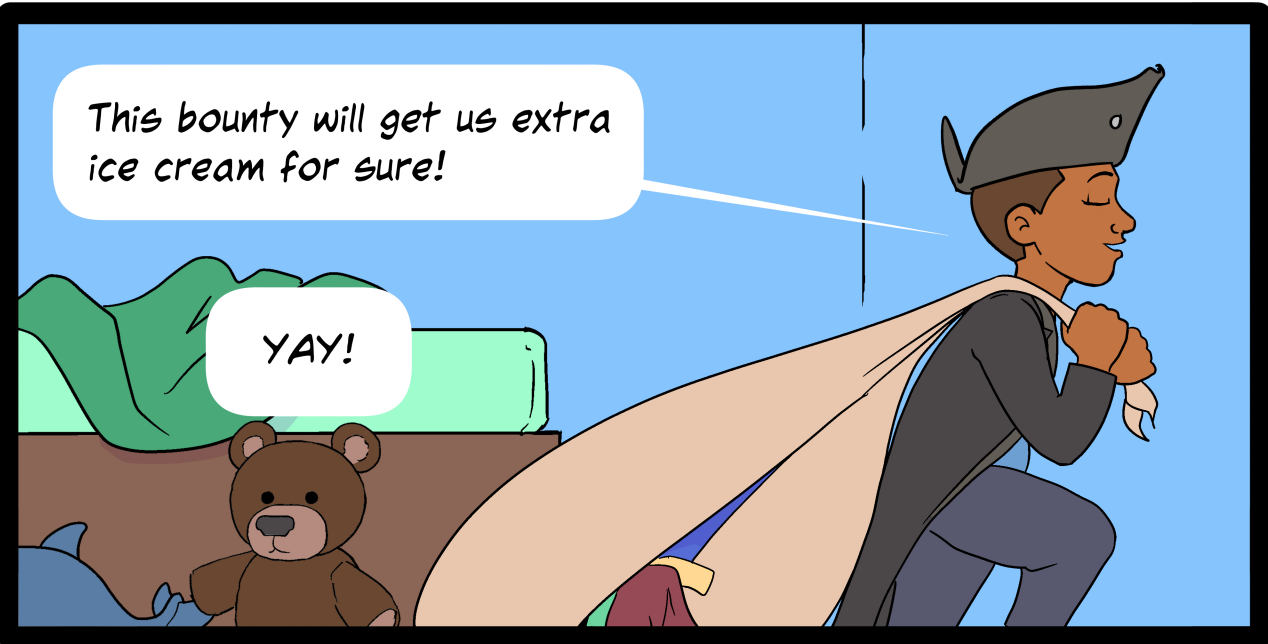
Our first job is to grab as many clothes as we can. Are you with me?!

Aye, aye!



Look alive, me hearties!
Incoming clothes!






This bounty will get us extra ice cream for sure!

YAY!




Oh my!



Here are the clothes, Mom!

Are these all of the clothes from your drawers?

Sorry, Mom...



It's okay. I should have been clearer in my instructions. How about a treasure hunt while I sort through these?

Yea!

Legend speaks of a treasure of baby toys somewhere on the island of your room. Are you the pirate for the job?

Yes, I am!

Row! We are almost to shore and the treasure!


Aye, aye, Captain!

Argh, there is the X marking the spot!

Argh! Dig, me hearties!
Look! Treasure!

Aye, aye!

We found so much treasure! Extra ice cream for sure this time!



I found the treasure!

The toys box... Kayla, will you help me, please?


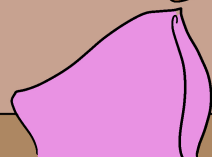
Sure, little bro. I can help you.

Yay! Does toys start with a "T"?

Yep.




Clothes




Iv

Thank you, Kayla!



No problem... little bro.



Are you ready for
the next task?



Pirate Andre, I have one last task for you before we can blast off. Please collect all the old instruments that need to walk the plank!

Aye, Aye!

All of you must walk the plank!

Yay!

Andre! Please hurry up...

The countdown is starting!

Coming, Mom!

10, 9, 8, 7...

6, 5, 4, ...

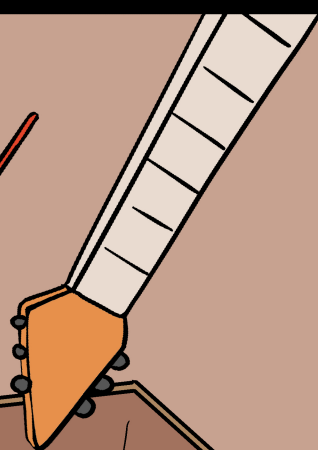



I made it!



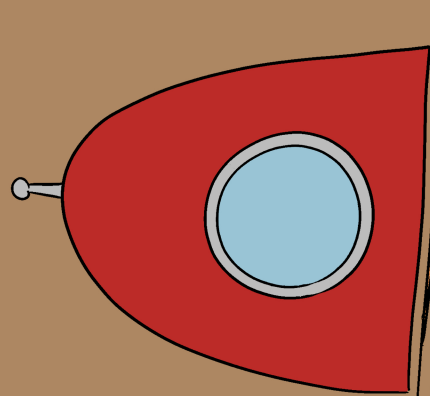


Get ready to
push your box
out the front
door!


3, 2, 1!




BLAST OFF!




For a job well done,
you can both have
an extra scoop of
ice cream!



Argh! I knew it!



Thank you!!



Thank you, Mom!

 Early
 Reader
 Comic