



National Center on
Improving Literacy

the

Early
Reader
Comic

ANDRE CHRONICLES



A Hopping Good Time

Dear Caregivers,

As part of our commitment to fostering a love of reading and learning, we are excited to share some tips on how you can support your child's letter identification skills while reading together at home.

Why Letter Identification is Important

Letter identification is a foundational skill in early literacy. Recognizing letters and understanding their sounds is crucial for developing reading and writing abilities. When children can easily identify letters, they are better equipped to decode words, understand text, and communicate effectively. Strong letter identification skills set the stage for a lifelong love of reading and academic success.

Tips for Reading Together

When reading together, here are a few strategies to make the experience enjoyable and educational:

Make it Interactive: Ask your child to point to letters they recognize on each page. Celebrate their successes and gently guide them when they need help.

Letter Hunt: Turn reading into a game by asking your child to find all the instances of a particular letter on a page. You could also look for specific letters on items around the house or in the grocery store.

Sing and Chant: Incorporate songs and chants that emphasize letters. The alphabet song is a classic, but there are many fun and educational tunes available online.

Practicing at Home

Here are a few activities you can do with your child to reinforce letter identification after reading time:

Alphabet Flashcards: Create or purchase flashcards with letters on them. Practice saying the letter name. This activity can be advanced by matching upper- and lower-case letters.

Letter Craft: Use materials around the house to create letters. For example, you can form letters with playdough, draw them in sand, or arrange small objects like pasta into letter shapes.

Letter of the Day: Choose a “Letter of the Day” and find items around the house that start with that letter. This helps children see the practical use of letters in everyday life.

Write and Draw: Encourage your child to practice writing letters and drawing pictures of objects that start with those letters. This reinforces their learning and builds fine motor skills. Make it even more fun by writing the letters in shaving cream.

Explore FCRR activities: FCRR has several letter identification activities that can be printed and done.

For at home activities
SCAN HERE



or visit
fcrr.org/student-center-activities

By incorporating these strategies into your reading routine, you will help your child build strong letter identification skills and foster a love for reading. Thank you for your ongoing support and involvement in your child's education.

Hey everybody! My name is Andre!

You might know my sister Kayla...

GREAT!
SOUND OUT
EACH PART AND
PUT THEM
TOGETHER.

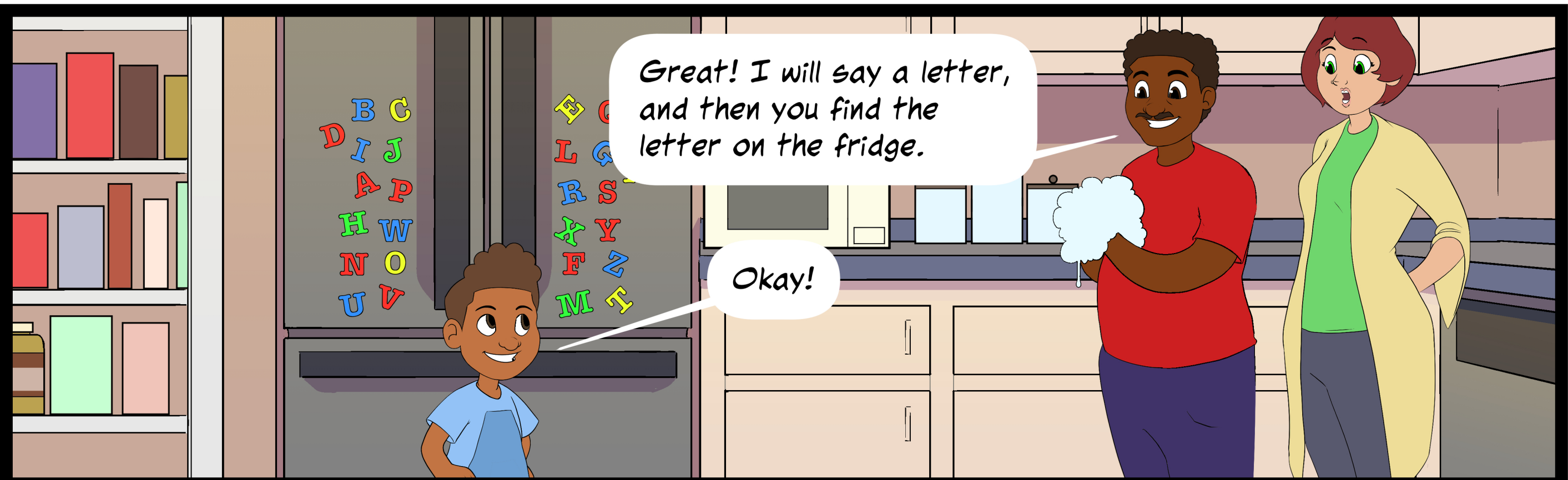
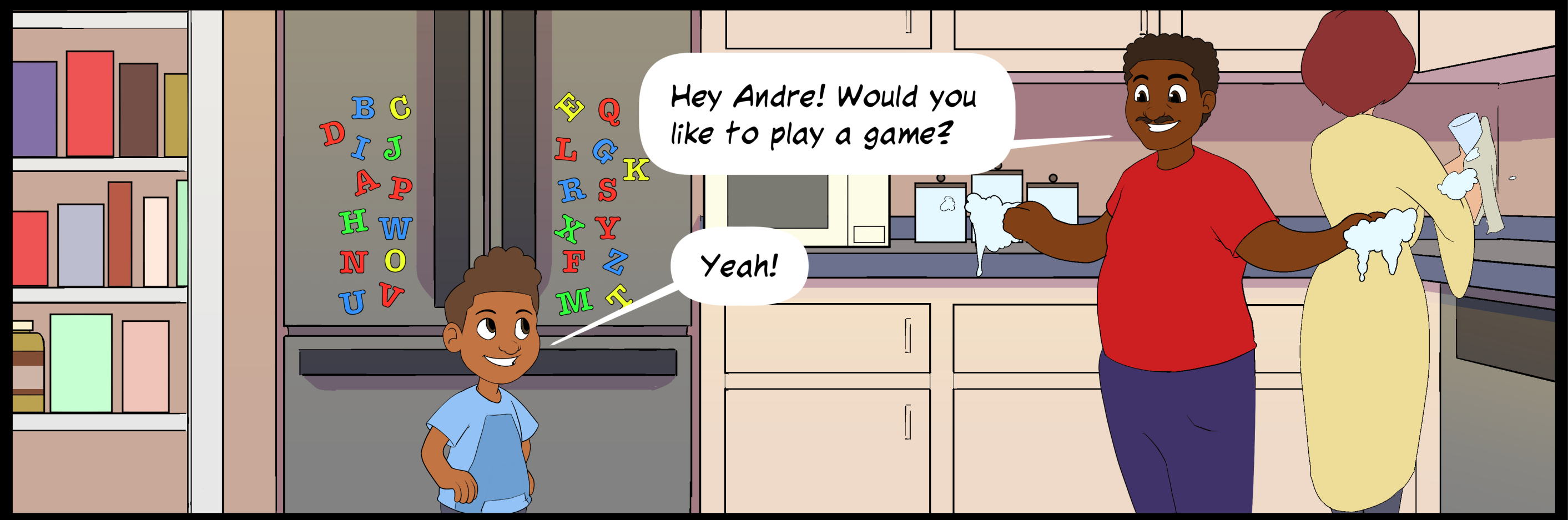
"...FIRE AND
REA-CHES OUT
WITH ITS...

...CL-

ANS"


....but this is my story!

B C
I J
A P
H W
N O
U V
Q
L G
R S
X Y
F Z
M T




Find the letter "M"
on the fridge!

Then find something
around you that begins
with the letter "M".




Okay!

Where is that letter?



I found it!



What starts with an "M"?

Mom...

Man...

Mango!






Great work Andre!




Woo!




Are you ready for another letter?



Now find the letter
"R", one of my
favorite letters.




Good one! Then find
something around you
that begins with the
letter "R".




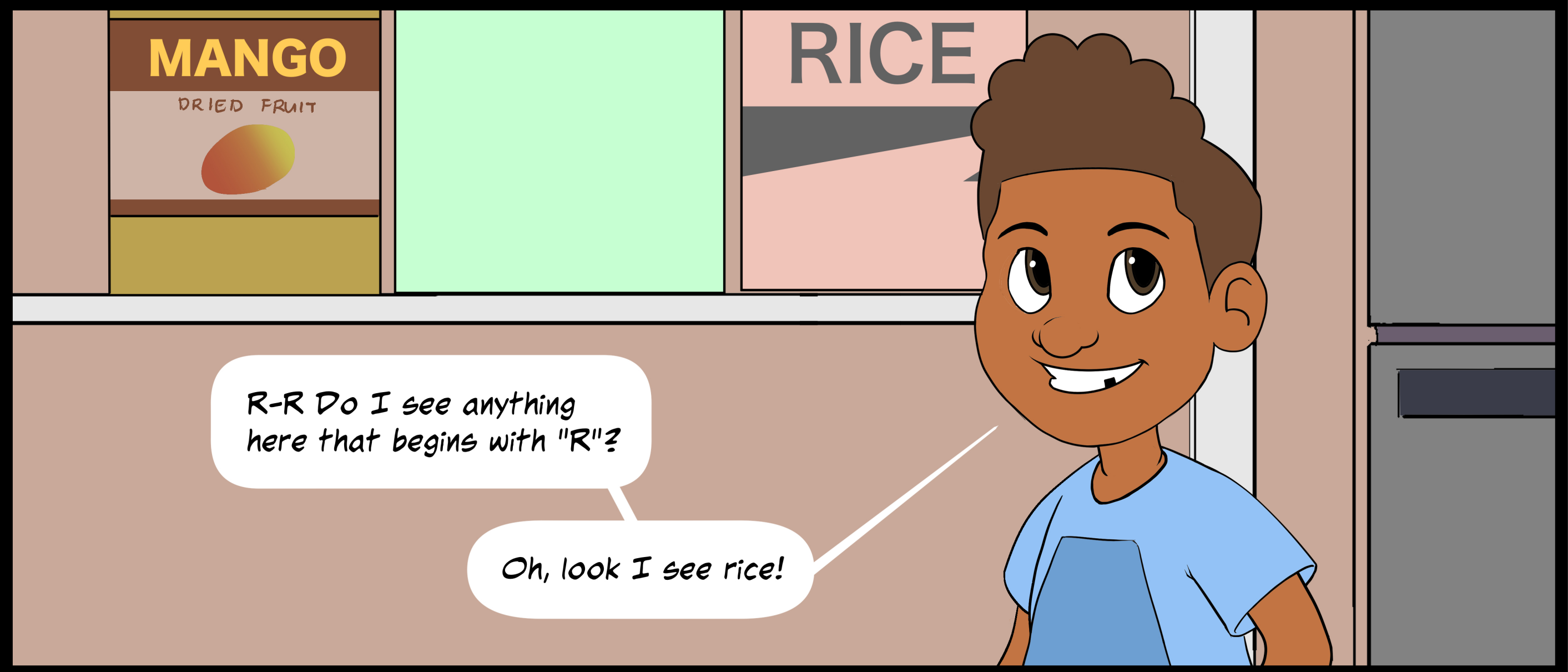
R-R-where are you "R"?



There you are,
the letter "R"!





R-R-the pirate
says "arrrrrr"!




How about one more!


This time find
the letter "F"!




Dad? What does
"F" look like?




Great question! Come over here and let me show you.




The uppercase "F" has three lines. The first is at the top and goes straight down. The other two lines are sideways from that line like this.




Got it!



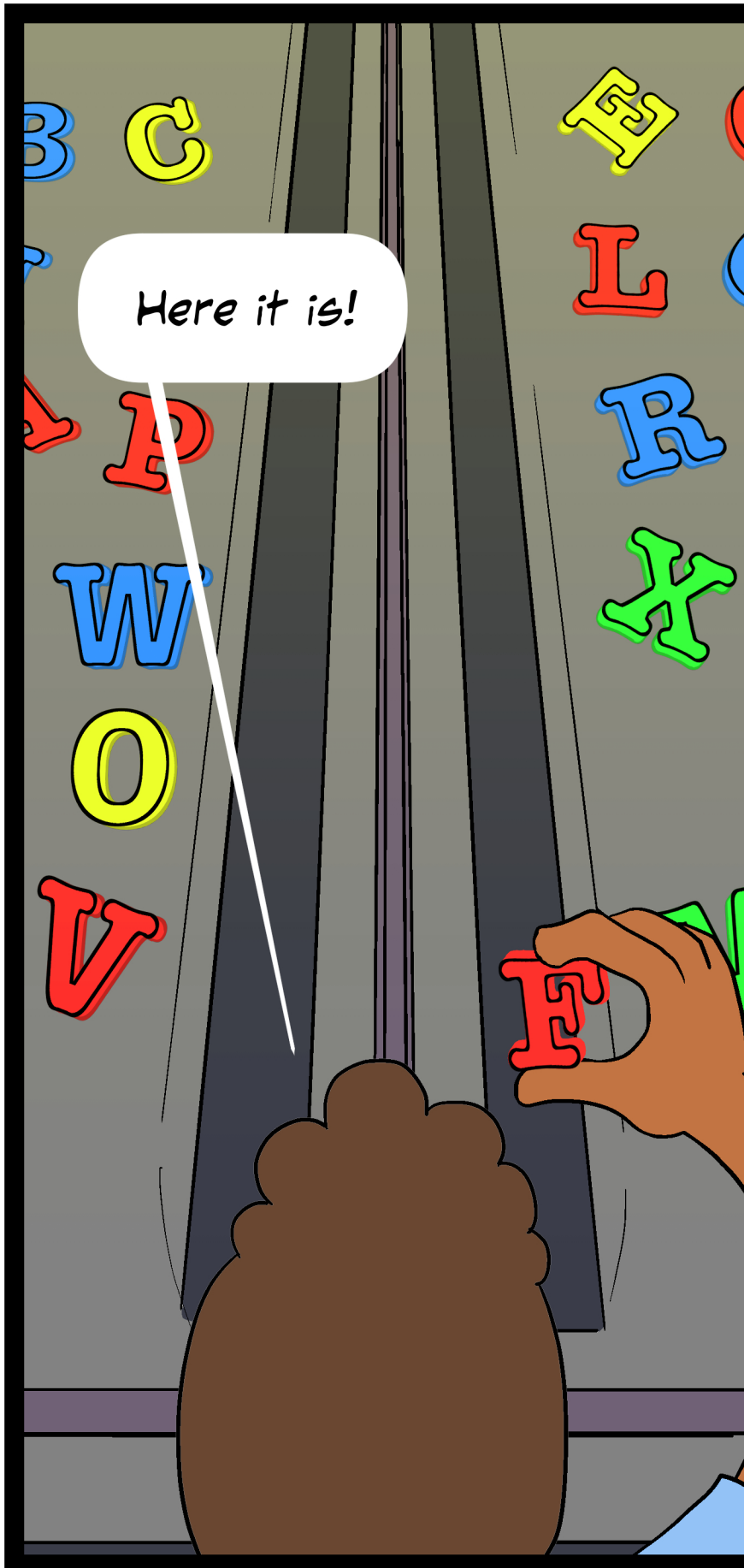
Do you think you can find
the letter "F" now?



An "F" has
three lines...







Here it is!




Hmm. What begins with "F"?







Feather! Kayla has a feather! Feather starts with "F"!



Great job! Feather does start with "F"!

Now how about this little frog takes a dip. Come on! Bath time!



Mom! Dad! Check
out my frog-jump!

Why don't we frog-jump
race to the bath?

 Early
 Reader
 Comic